



Hospi  Check

BENCHMARKING REPORT

FOR HOSPITALS, CLINICS AND OTHER MEDICAL FACILITIES

Your customized report indicating how your specific institution compares against others

Table of Contents

Foreword	03
About Your Institution.	04
Selected Benchmark	05
General Information	07
Basic Infrastructure	09
Beds	12
IT Systems and Connectivity	14
Base Installed Equipment	18
Medical Offices and Staff	22
Afterword	26

Foreword

How good is your hospital? Maybe you think it's among the very best, perhaps basing this on patient surveys, their comments on social media or maybe your hospital's regional ranking as per a magazine. All of these criteria can be useful for ranking a hospital—but there's a problem. They're all subjective. None of them is a strictly quantitative measure that really lets you compare your hospital or clinic with other institutions based on real-world, practical criteria. Instead, we have to depend on vague opinions and assumptions instead of precisely defined evaluations based on solid data.

And the reality is, up to now it's been impossible to provide any type of comparison between Latin American hospitals. There was hardly any information available about them, and what was available was either out-of-date or totally incorrect. In addition, no one really understood which type of criteria should be employed as a basis for comparison between Latin American hospitals.

However, at Global Health Intelligence we've spent years studying Latin American hospitals and gathering data about them. That's how we created HospiScope, the largest database in the world focused on demographic data about hospitals in Latin America. HospiScope covers nearly 90% of the hospitals in the region and offers more than 130 data points for each institution that it covers. We used our expertise and data to create HospiCheck, the tool that has produced this report that you're now reviewing. We surveyed thousands of hospitals to obtain honest answers about them. Then we partnered with experts in artificial intelligence and machine learning to perform the technological integration and statistical analysis to create this report. Now you can see what other hospitals and clinics—institutions just like yours—have in terms of specific types of equipment, infrastructure, technology and more.

You just have to go to each section and look for the benchmarks, that is, the medians that are the basis for comparison. Immediately you'll be able to analyze your own institution to see how it compares with the other medical institutions: in which aspects your institution is outstanding, in which aspects it is average and in which it's below average. So instead of evaluating your institution solely with patient impressions or a subjective ranking based on criteria that are not very solid, now you have clear, simple data that makes an enormous difference in terms of your institution's readiness level to take care of your patients to achieve optimal clinical outcomes, as well as helping you conduct a realistic evaluation of your institution.

We hope that this report that was generated by HospiCheck turns out to be a useful tool to evaluate your medical institution and if we can help with information or additional research, please feel free to contact us.

Guillaume Corpart
CEO and Founder
gc@intelligence.health

Mariana Romero Roy
Director of Business Development and Intelligence
mariana@intelligence.health

Understanding Your HospiCheck Report

The data showcased in HospiCheck is powered by HospiScope, a database of more than 20,000 hospitals throughout Latin America—covering more than 90% of the hospitals in the region.

Developed and launched by Global Health Intelligence in 2015, HospiScope is updated annually by a team of researchers to ensure that it contains the very latest data on hospitals while also striving to constantly increase coverage.

HospiCheck is a benchmarking tool, designed to help you compare the infrastructure of your hospital against a peer group of similar hospitals you seek to evaluate your hospital against.

HospiCheck Process

There was a four-step process in producing your HospiCheck report:

We start with your data, asking you to complete a detailed online form that takes 15-20 minutes to complete. This gives us the initial basis for comparison.

After entering the data, you selected the general basis of comparison, including the country, type of institution and the size of institutions you want to compare yourself against. For example, if you selected "Mexico," "Private hospitals," "10-39 beds" your report will compare the data you entered against the median data for private hospitals in Mexico that have 10-39 beds in the HospiScope database. If you were to choose "Mexico" and "public and private," the report would reflect the comparison of your hospital with the median data for both **public and private** hospitals in Mexico.



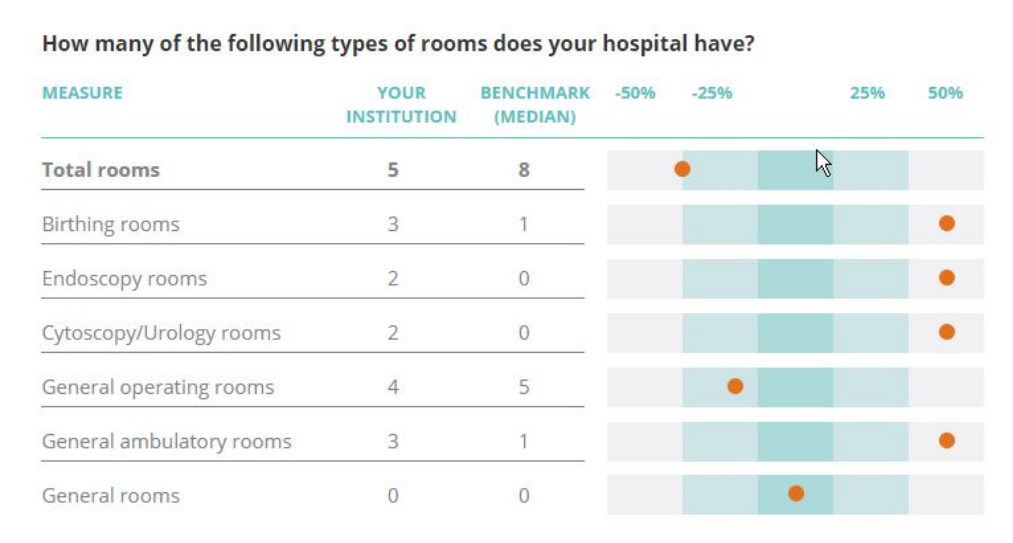
Reading Your Report

As you review the report, you will notice a couple of different measures.

In some areas, the data is expressed as a general percentage. In this instance, for Level of Care, you see the median percentages of hospitals with this level of care for the benchmark selected. The data in orange reflects the responses that you captured for your institution.

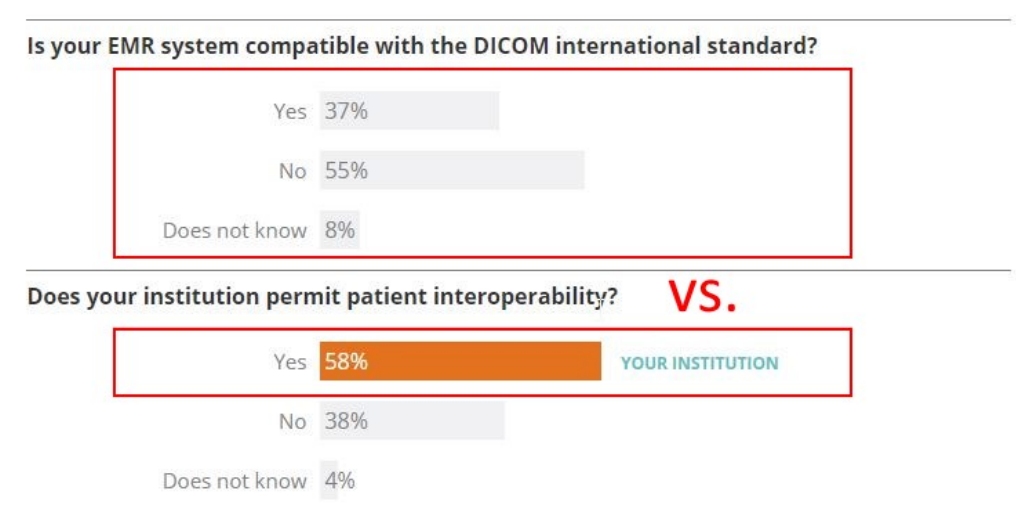


In other instances, you will see a chart with the number of equipment types you have and the median amount of equipment types of hospitals. You will also see how your hospital compares with the median, with your responses identified in orange:




What If You're Missing Data?

The HospiCheck questionnaire gathers over 130 data points on your hospital. You may not have all the answers and decide to leave certain questions unanswered. In that case, the report will show you the breakdown for peer hospitals, but will not map your answers against it:



In some cases, you may see a "?" which denotes you did not answer that question:



Final Note

You get the best value out of HospiCheck when you can answer as many questions as possible.

In addition, you have to select your basis of comparison very carefully in order to ensure you are comparing your institution to the right peer group.

About Your Institution

Hospital Name	Hospital Exempli Gratia
Address	Cra. 10 #98, ,
Neighborhood	La Candelaria
Municipality	Bogotá
State	Cundinamarca
Country	Colombia
Telephone	1 - 2430840
Affiliation	Municipal
Nature of Establishment	Private
Type of Establishment	Hospital - General
Level of Care	2 - General Hospital



Selected Benchmark

The categories of comparison that you selected to generate this report were:

Country: Colombia

Institution Type: All

Number of beds: 70-99




Your Responses Versus the Benchmark

Below you'll find the responses you gave us, all of them compared to the average data we have compiled, all organized by region.



General Information

What is the level of care delivered by your institution?



Basic Infrastructure

Note: The benchmark indicated in this section represents the amount of equipment or rooms that the average hospital in your country has, since we are comparing that average with the data provided by you. In the middle of the graphic there is one dark rectangle that represents the median response from the hospitals in our database for the country and institution type or types selected.

Your response is graphically represented by the orange circle next to each equipment type. If the orange circle is within the dark rectangle, this means your institution is within the median of the rest of the institutions in the selected country/institution type in terms of that particular measurement value, such as amount of birthing rooms or amount of X-ray machines.

It's also possible that your institution can be above or below the median and the placement of the orange circle indicates where it is in relation to the median: 50% below, 25% below, 25% above or 50% or greater above the median. So for example, if the median amount of endoscopy rooms is 2 and your institution has 3, this is 50% above the median. If your institution has 1 endoscopy room and the median is 2, your institution would be 50% below the median.



Basic Infrastructure

How many of the following types of rooms does your hospital have?


MEASURE	YOUR INSTITUTION	BENCHMARK (MEDIAN)	-50%	-25%	25%	50%
Total rooms	5	5				
Birthing rooms	1	1				
Endoscopy rooms	0	0				
Cytoscopy/Urology rooms	0	0				
General operating rooms	2	3				
General ambulatory rooms	2	1				
General rooms	0	0				

How many of each of the following units does your institution have?


MEASURE	YOUR INSTITUTION	BENCHMARK (MEDIAN)	-50%	-25%	25%	50%
Number of intensive care units	0	0				
Number of pediatric intensive care units	1	0				
Number of neonatal intensive care units	1	0				
Number of intermediary care units	0	1				

Basic Infrastructure

How many of the following laboratory types does your institution have?

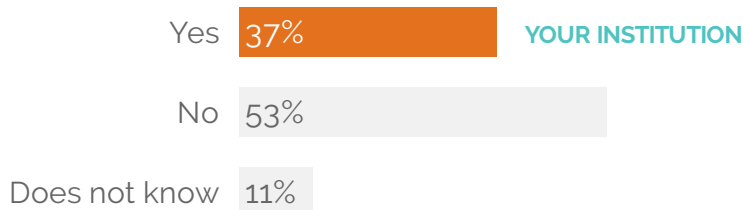


Does your institution have a microbiology laboratory?



Does your institution use any of the following tools?

Needles with a safety device in blood draws



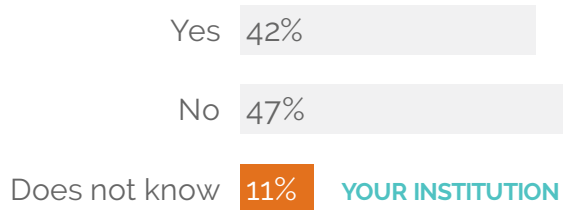
Basic Infrastructure

Continued from previous page

Ready-to-use arterial blood gas syringes



A vacuum system for blood sampling



Beds

Note: The benchmark indicated in this section represents the amount of equipment or rooms that the average hospital in your country has, since we are comparing that average with the data provided by you. In the middle of the graphic there is one dark rectangle that represents the median response from the hospitals in our database for the country and institution type or types selected.

Your response is graphically represented by the orange circle next to each equipment type. If the dark circle is in the dark rectangle, this means your institution is within the median of the rest of the institutions in the selected country/institution type in terms of that particular measurement value, such as amount of birthing rooms or amount of X-ray machines.

It's also possible that your institution can be above or below the median and the placement of the orange circle indicates where it is in relation to the median: 50% below, 25% below, 25% above or 50% or greater above the median. So for example, if the median amount of ambulatory beds is 20 and your institution has 30, this is 50% above the median. If your institution has 10 ambulatory beds and the median is 2, your institution would be 50% below the median.



Beds

How many beds does your institution have?

MEASURE	YOUR INSTITUTION	BENCHMARK (MEDIAN)	-50%	-25%	25%	50%
Total hospital beds	56	81.5		●		
Hospitalization beds	50	67.5		●		
Ambulatory beds	6	19	●			
Ambulatory Beds – Neonatal Intensive Care	0	0			●	
Ambulatory Beds – Pediatric Intensive Care	0	0			●	
Birthing Recuperation	2	0				●
Emergency	2	0				●
Intensive Care	0	0			●	
Intermediary Care	0	0			●	
Labor	2	0				●
Surgery/Short Stay	0	0			●	
Other	0	0			●	
Multiple use beds	0	0			●	

IT Systems and Connectivity

Note: In this section, rather than the median totals shown in other section, the results reflect the responses of the 18,000+ hospitals in our database to these questions. So for example, with the question "Does your institution have an Internet connection ? ", the percentages of hospitals that replied both "yes" and "no" are indicated. Also shown is your response to this question, which is represented by the orange bar in the response and the words "your institution . " This allows you to see where your response falls within the responses of the hospitals in our database.

So for example, if you responded "yes" to this question, you'd see "Your institution" next to the "yes" response, the bar next to "yes" will be orange and you'll also see the percentage of all hospitals in our database that responded "yes", "no" or "I don't know . " If 80% responded "yes", then your institution would be in line with 80% of the hospitals in our database.



IT Systems and Connectivity

How many computers, routers and servers does your hospital have?

MEASURE	YOUR INSTITUTION	BENCHMARK (MEDIAN)	-50%	-25%	25%	50%
Total computers	33	59				
Desktops	10	60				
Laptops	7	5				
Tablets	16	0				
Routers	2	2				
Servers	2	1				

Does your institution have an Internet connection?

Yes **100%** YOUR INSTITUTION

What type of Internet connection does your institution have?


Ethernet (Cable) & WiFi **81%** YOUR INSTITUTION

Ethernet (Cable) 13%

WiFi 6%

IT Systems and Connectivity

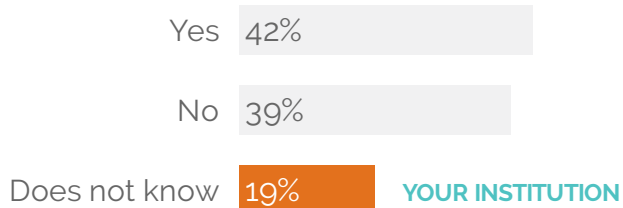
Does your institution have a firewall?



Does your institution use electronic medical records (EMRs)?



Is your EMR system compatible with the DICOM international standard?



Does your institution permit patient interoperability?




IT Systems and Connectivity

Does your institution allow the home monitoring of patients receive home care?




Does your institution offer telemedicine?



Does your institution owns a Picture archiving and communications system (PACS)?



Does your institution possess a Radiology information system (RIS)?

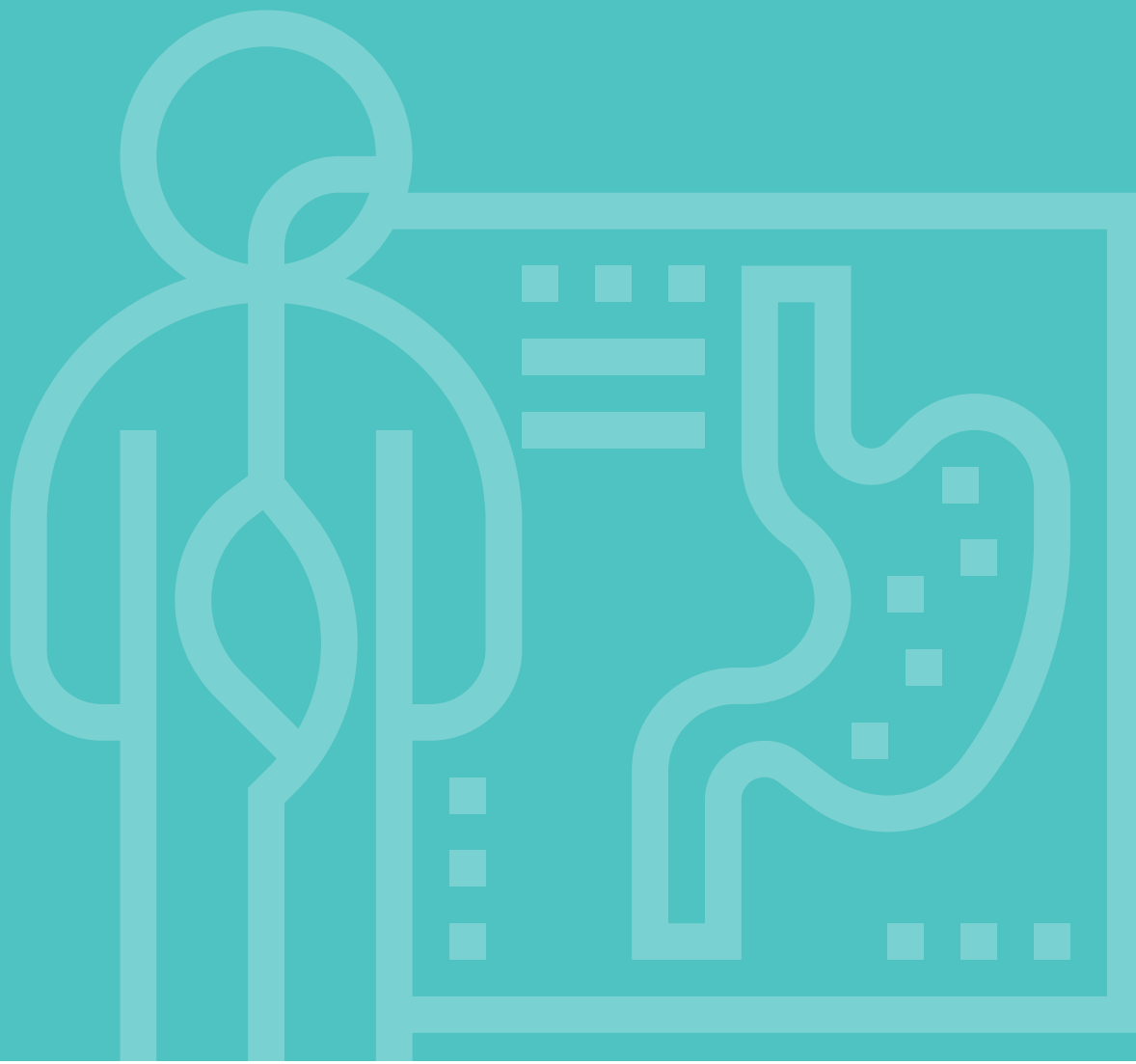


Base Installed Equipment

Note: The benchmark indicated below represents the amount of equipment or rooms that the average hospital in your country has, since we are comparing that average with the data provided by you. In the middle of the graphic there is one dark rectangle that represents the median response from the hospitals in our database for the country and institution type or types selected.

Your response is graphically represented by the orange circle next to each equipment type. If the orange circle is within the dark rectangle, this means your institution is within the median of the rest of the institutions in the selected country/institution type in terms of that particular measurement value, such as amount of birthing rooms or amount of X-ray machines.

It's also possible that your institution could be above or below the median and the placement of the orange circle indicates where it is in relation to the median: 50% below, 25% below, 25% above or 50% or greater above the median. So for example, if the median amount of C-arms is 2 and your institution has 3, this is 50% above the median. If your institution has 1 C-Arm and the median is 2, your institution would be 50% below the median.



Base Installed Equipment

In your institution, how many of the following types of equipment are operational right now?

MEASURE	YOUR INSTITUTION	BENCHMARK (MEDIAN)	-50%	-25%	25%	50%
Ambulances	2	1				●
Anesthesia machines	4	3			●	
Angiograms	0	0		●		
Bone densitometers	0	0		●		
C-Arms	1	0				●
Cobalt therapy machines	0	0		●		
Colposcopes	0	0		●		
Dental X-ray machines	0	0		●		
Echocardiogram machines	1	0				●
Electrocardiogram machines	1	2	●			
Electroencephalogram machines	0	0		●		
Endoscopic lithotripsy machines	0	0		●		
Endoscopy machines	0	0		●		
Endoscopy towers	0	0		●		
Fluoroscopes	0	0		●		
Gamma cameras/nuclear medicine	0	0		●		

Base Installed Equipment

In your institution, how many of the following types of equipment are operational right now?

Continued from previous page

MEASURE	YOUR INSTITUTION	BENCHMARK (MEDIAN)	-50%	-25%	25%	50%
Hemodialysis machines	2	0				
High-temperature sterilization machines	0	2				
Hyperbaric chambers	1	0				
Incubators	3	0				
Infusion pumps	0	20				
Laparoscopic surgery equipment	0	0				
Linear accelerators	0	0				
Low-temperature sterilization machines	0	0				
Magnetic resonance imaging (MRI) machines	0	0				
Mastography equipment	0	0				
Newborn cribs	4	3.5				
Nuclear Medicine Systems – Positron Emission Tomography-PET	0	0				
PET/MRI machines	0	0				

Base Installed Equipment

In your institution, how many of the following types of equipment are operational right now?

Continued from previous page

MEASURE	YOUR INSTITUTION	BENCHMARK (MEDIAN)	-50%	-25%	25%	50%
Radiant heat cribs	2	0.5				
Radiotherapy equipment	0	0				
Stereotactic mammography equipment	0	0				
Surgical generators: advanced energy	0	0				
Surgical generators: basic energy	0	0				
Tomography scanners	0	0				
Ultrasound machines	6	1				
Vacuum-assisted biopsy equipment	0	0				
Ventilators	2	4				
X-ray machines, fixed and mobile, (not including dental x-ray)	1	1				

Medical Offices and Staff

Note: The benchmark indicated below represents the amount of offices or Staff that the average hospital in your country has, since we are comparing that average with the data provided by you. In the middle of the graphic there is one dark rectangle that represents the median response from the hospitals in our database for the country and institution type or types selected.

Your response is graphically represented by the orange circle next to each type of office or staff member. If the orange circle is within the dark rectangle, this means your institution is within the median of the rest of the institutions in the selected country/institution type in terms of that particular measurement value, such as amount of general doctors or amount of general nurses.

It's also possible that your institution could be above or below the median and the placement of the orange circle indicates where it is in relation to the median: 50% below, 25% below, 25% above or 50% or greater above the median.

So for example, if the median amount of general doctors is 20 and your institution has 30, this is 50% above the median. If your institution has 10 general doctors and the median is 20, your institution would be 50% below the median.



Medical Offices and Staff

How many medical offices does your institution have?

MEASURE	YOUR INSTITUTION	BENCHMARK (MEDIAN)	-50%	-25%	25%	50%
Total medical offices	3	11				
Dental offices	0	0				
Family medicine offices	1	0				
General medicine offices	2	4				
Other specialty offices	0	5				
Psychiatry offices	0	0				
Psychology/mental health offices	0	0				

How many doctors does your institution have?

MEASURE	YOUR INSTITUTION	BENCHMARK (MEDIAN)	-50%	-25%	25%	50%
Total doctors	1	0				
Dental interns	0	0				
Doctors with other activities	1	0				
Doctors with patient contact	36	39				
Family doctors	4	0				
General doctors	3	10				
Gynecologists	3	2				

Medical Offices and Staff

How many doctors does your institution have?

Continued from previous page

MEASURE	YOUR INSTITUTION	BENCHMARK (MEDIAN)	-50%	-25%	25%	50%
Interns	4	0				
Medical interns	0	0				
Odontologists, including oral surgeons	0	0				
Other medical specialists	0	6				
Pediatricians	2	2				
Radiologists	1	0				
Residents	4	0				
Surgeons: general and specialists	0	1				
Undergraduate trainees	0	0				

How many nurses does your institution have?

MEASURE	YOUR INSTITUTION	BENCHMARK (MEDIAN)	-50%	-25%	25%	50%
Total nurses	6	4				
Auxiliary nurses	26	40				
Intern nurses	1	0				

Medical Offices and Staff

How many nurses does your institution have?

Continued from previous page

MEASURE	YOUR INSTITUTION	BENCHMARK (MEDIAN)	-50%	-25%	25%	50%
Nurses in contact with patients	30	45.5				
Nurses with other activities	0	0				
Specialized nurses	2	0				

How many other types of staff members does your institution have?

MEASURE	YOUR INSTITUTION	BENCHMARK (MEDIAN)	-50%	-25%	25%	50%
Total technical staff	5	4				
Total other professional staff	0	1				
Total other staff	0	30				

Afterword

Thanks for reviewing this HospiCheck report and we hope you found it to be useful. We used data from institutions from around the region that came from an online tool—as well as the research from our offline team—to create it.

Our goal was to establish clear, essential criteria that help hospitals provide the best possible care for their patients—particularly with regard to equipment, technology and infrastructure—and then gather precise, reliable data about these and analyze it with the goal of helping hospitals to compare themselves directly with the benchmarking numbers that reflect the median.

If you happen to have feedback about the types of data compiled, the way we presented the data or if you would like to recommend improvements that we could make to the report, feel free to contact us. We'd love to receive your feedback. You can send us an email to the following address:

info@ghi.health

You also can contact us by going to the Contacts page of our website: www.ghi.health.

Thanks so much.

Sincerely,

Guillaume Corpart

CEO and Founder
gc@intelligence.health

Mariana Romero Roy

Director of Business Development and Intelligence
mariana@intelligence.health

Hospicheck

Headquarters
95 Merrick Way, 3rd Floor Coral Gables, FL 33134
+1 (305) 938-0234
info@globalhealthintelligence.com

hospicheck.biz